



Clinically Preferred Design.
Infection Control
Performance You Can Trust.



MicroClave[®] Clear

Neutral Displacement Connector

Proven clear needlefree technology designed to reduce the risk of bacterial contamination and improve patient outcomes.

The Clear Choice to Help You Visualise Connector Flushing

And Reduce the Risk of Bloodstream Infection

Intravenous (IV) therapy is essential to patient care, but accessing your patient's bloodstream may increase the risk of infection.

The placement of an indwelling vascular access device may elevate a patient's risk for bloodstream infection by creating a portal for bacterial entry. As a result, the design of your needlefree intravenous (IV) connectors plays a substantial role in your ability to prevent bacterial ingress and lower the risk of hospital-acquired bloodstream infections (HA-BSI).¹

MicroClave's proven needlefree IV connector technology can be an important element in your efforts to minimise the risk of bloodstream infections.

MicroClave Clear combines proven Clave[®] technology with a clear housing to help you visualise connector flushing after blood draws or administration while providing an effective microbial barrier against bacteria transfer and contamination.^{2,3,4} Ideal for a wide range of clinical applications and patient populations, MicroClave Clear is the optimal facility-wide needlefree IV connector.



Available with a
Clear or Blue housing



Industry preferred needlefree connector technology that has been chosen by clinicians and infection control professionals more than twice as often as any other.⁵



No Change in Clinical Practice or Technique

By allowing a single protocol to be used with all patient populations, MicroClave minimises clinical training and in-servicing, while maximising patient safety.



Use On All Vascular Catheters

MicroClave can be used on all peripheral, arterial, and central venous catheters for blood draws or administration of IV medications.



Visualise Connector Flushing

The clear housing of the MicroClave allows for visualisation of the internal fluid path upon flushing the connector.

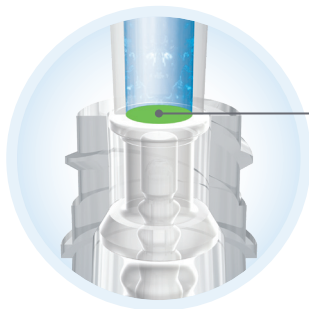


Help Reduce Risk of Infection

A mechanically and microbiologically closed system provides a safer and effective microbial barrier to help minimise infection risks.

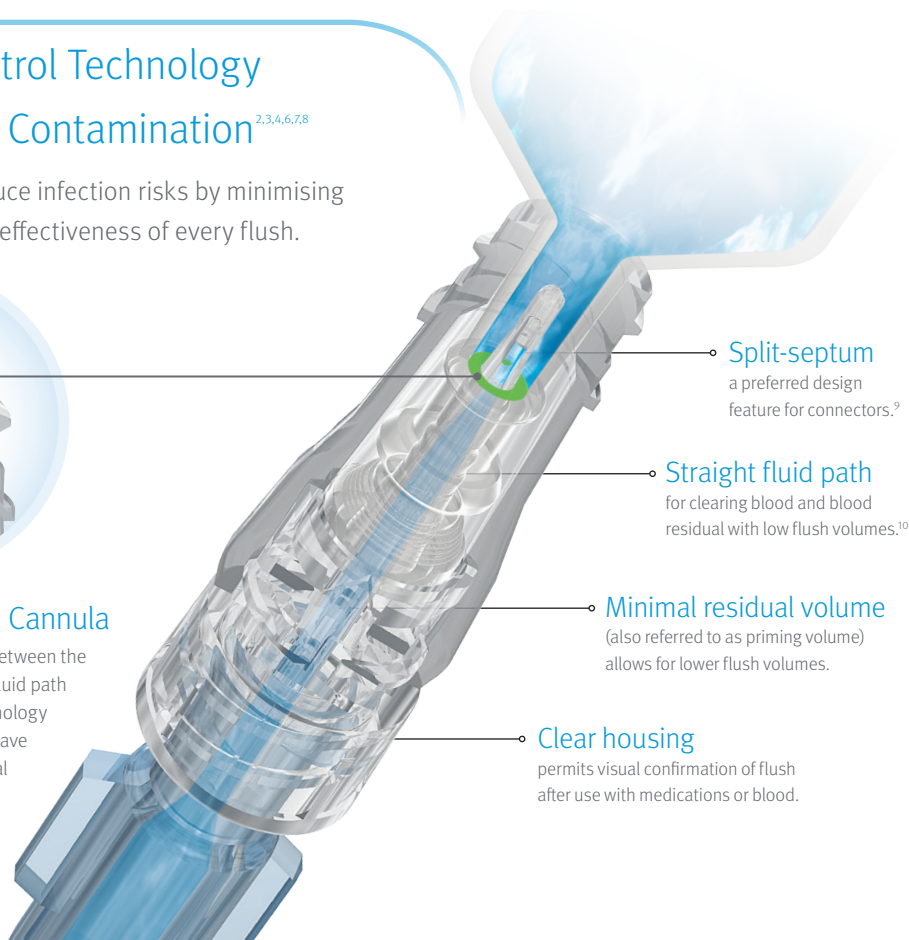
Market-leading Infection Control Technology Proven to Minimise Bacterial Contamination^{2,3,4,6,7,8}

MicroClave Clear can help your efforts to reduce infection risks by minimising entry points for bacteria and maximising the effectiveness of every flush.



Silicone Seal and Internal Cannula

Specifically designed to minimise contact between the connector's external surface and the internal fluid path upon luer activation, this proven Clave[®] technology minimises entry points for bacteria. Several studies have attributed this feature to a significant reduction in bacterial contaminants passed through the connector.^{6,7,8}



Split-septum
a preferred design feature for connectors.⁹

Straight fluid path
for clearing blood and blood residual with low flush volumes.¹⁰

Minimal residual volume
(also referred to as priming volume) allows for lower flush volumes.


Clear housing
permits visual confirmation of flush after use with medications or blood.

Design Patient-Ready Sets Exactly How You Need Them.

Make the most of our clinically preferred needlefree technology with made-to-order custom IV sets* with no long-term contracts or minimum order requirements.

Our low-cost, custom IV set program allows facilities to maximize efficiencies by:

- › Avoiding burdensome assembly of multiple sets and unnecessary storage of extra components
- › Designing patient-ready IV sets by choosing from thousands of proven component options
- › Customizing sets with color-coded IV components and accessories to improve IV line management and avoid medication mix-ups



*Custom IV sets may be subject to regional registration processes.

To learn how to put MicroClave to work for you, contact us today by calling 1300 428 652 or by visiting icumed.com/microclave.

Technical Specifications	
Residual Volume	0.04 mL
Flow Rate at Gravity	165 mL/minute
Blood Compatibility	Yes
MRI Compatibility	Yes
High Pressure Compatibility	10 mL/second

Drug Compatibility	
Alcohol	Yes
Lipids	Yes
Chlorhexidine	Yes
Chemotherapy	Yes



MicroClave's saline flush option allows you to reduce risks, cost, and time associated with Heparin use.

¹Jarvis W, MD. Choosing the Best Design for Intravenous Needleless Connectors to Prevent Bloodstream Infections. Infection Control Today, August 2010. ²Ryder M, James G, Pulchini E, Bickle L, Parker A. Differences in bacterial transfer and fluid path colonization through needlefree connector-catheter systems in vitro. Presented at the Infusion Nursing Society Meeting, May 2011. ³Moore C, RN, MBA, CIC. Maintained Low Rate of Catheter-Related Bloodstream Infections (CR-BSIs) After Discontinuation of a Luer Access Device (LAD) at an Academic Medical Center. Poster presented at the annual Association for Professionals in Infection Control and Epidemiology (APIC) Conference 2010, Abstract 4-028. ⁴Evaluation of the Clave® technology and resistance to microbial ingress. Report of a study commissioned by ICU and conducted by Nelson Laboratories, 2008. M1-1212 rev. 03. ⁵Global Healthcare Exchange (GHX) Market Intelligence data. Connectors, Needleless, Parenterals, [92-100], Q1-Q4 2012. Includes stand-alone needlefree connectors and ancillary direct access devices (two-piece, hemodialysis, non-swab-able, and non-patient contact connectors excluded). ⁶Yebenes J, Delgado M, Sauca G, Serra-Prat M, Solsona M, Almirall J, et al. Efficacy of three different valve systems of needlefree closed connectors in avoiding access of microorganisms to endovascular catheters after incorrect handling. Crit Care Med 2008;36: 2558-2561. ⁷D Brown, HA Moss, TSJ Elliott. The potential for catheter microbial contamination from a needleless connector. J Hosp Infect. 1997; 36:181-189. ⁸Ryder M, RN, PhD. Bacterial transfer through needlefree connectors: Comparison of nine different devices. Poster presented at the Annual Society for Healthcare Epidemiology of America (SHEA) conference 2007. ⁹Guideline for the Prevention of Intravascular Catheter-Related Bloodstream Infections, Final Issue Review, May 17, 2010. ¹⁰Data on file at ICU Medical. Low Volume Flush Characteristics of Unique Needlefree Connectors M1-1223 Rev. 1.

icumedical
human connections

Unit U, 10-16 South Street
Rydalmere, NSW 2116
AUSTRALIA